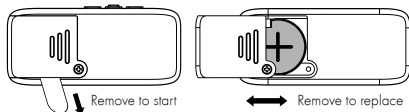




Owner's Instruction Manual

Congratulations on your purchase of the Peterson StrobeClip HD™. Please read through this manual and use the tuner as directed.

The SC-HD runs on a CR2032 coin-cell battery (included and installed).



To **replace** the battery, loosen the screw and remove the battery cover. Place a new battery in the cradle so that the side of the battery marked + is facing up. Slide the battery cover closed and tighten the screw. A battery icon on the LCD will display battery level.



Getting Started

For normal operation, no special adjustment is needed to use with any string or wind instrument. After removing the insulator strip, attach the StrobeClip HD to the headstock or scroll of an instrument in the case of a stringed instrument or the bell or lead pipe of a wind instrument. Pressing the power button **⏻** activates the tuner. The note being tuned appears on the lower part of the screen in the center. The strobe bands scroll to the left to indicate a flat note and to the right to indicate a sharp note.



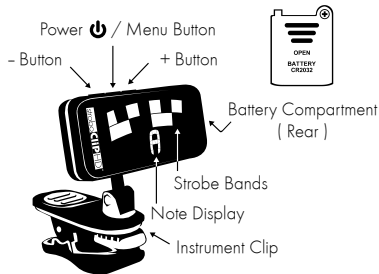
When the image is stabilized or "caged" the note is in tune to 0.1 cent accuracy (1/10th of one cent).

Selecting A Sweetener Preset

If you are new to strobe tuners, you will notice that they are much more sensitive and accurate than your previous tuner. It's OK if the strobe image doesn't completely stop. It may shift slightly due to the "real-time" speed of a strobe tuner. If you play a stringed instrument, it helps to use your finger or thumb to gently pluck the string instead of a plectrum.

Advanced Use Default Settings / Values

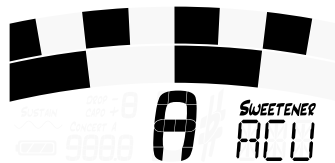
Preset Sweetener	Equal (EQU)
Concert Pitch	A=440Hz
Drop Tune / Capo Tune	0 (off)



Sweetener™ Presets

Your StrobeClip HD contains over 50 built-in presets that cater to specific instruments. We call these presets "Sweeteners" because they make an instrument sound "sweeter" by slightly adjusting each note to compensate for common tuning problems specific to an instrument type. Many of these adjustments are so small that they can only be measured with the incredible 1/10th cent accuracy of your Peterson Strobe Tuner. The default preset, **EQU** (Equal Temperament), does not apply any adjustments and should be used when you wish for your StrobeClip HD to operate as a non-instrument-specific, highly accurate chromatic tuner.

Selecting A Sweetener Preset



Press the MENU button until the 3-letter Sweetener preset flashes. Use the +/- buttons to select one of over 50 built-in Sweeteners. Press the MENU button again to exit the menu mode or allow the menu to time-out (8s).

To quickly set your Sweetener preset back to default (**EQU**), press the MENU button until the 3-letter Sweetener preset flashes and briefly press the + and - buttons together.

The Sweetener presets you use the most will reposition to the top of the list, allowing you to access your most recently used Sweetener presets with just a few button pushes. To reset the order of your Sweetener presets back to default, press the MENU button until the 3-letter Sweetener preset flashes. Then press and **hold** the + and - buttons together for 2 seconds. The order of your Sweetener presets will be restored to factory default.

Drop Tuning / Capo Tuning Transposition

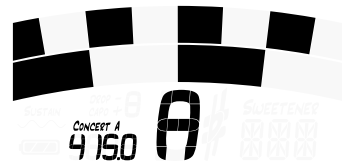


Press the MENU button twice or until the Drop or Capo transposition value flashes. Use the +/- buttons to select a value from -6 to +5. Briefly press the + and - buttons together to quickly revert to default. (0)

Transposition settings change the note that is displayed on your tuner when tuning. This is useful for string players who wish to tune "down" by a number of steps or raise the pitch of the instrument with the use of a capo. Setting the drop or capo transposition allows you to tune using the standard note name of each string without needing to calculate the transposed note name.

NOTE: The transposition setting can also be used for tuning "transposing" wind instruments which sound lower or higher than written. When adjusting the transposition setting, the Note Display will show the relative note name for the selected transposition number.

Changing The Concert Pitch Reference



Press the MENU button three times or until the Concert A value flashes. Use the +/- buttons to select a value from 390-490Hz. To switch from whole Hz increments to 0.1 Hz increments, briefly press the MENU button and + button together.

Pressing the + and - buttons together will quickly revert to default. (440Hz)

NOTE: When the Concert Pitch Reference or Drop/Capo setting is changed, those parameters will save with the Sweetener preset that is currently active. Selecting another Sweetener preset may change your Drop/Capo or Concert Pitch Reference. You can specify a different Concert A Reference and Drop / Capo Transposition for each Sweetener preset.

See the opposite side for a list of available Sweetener presets.



Sweetener™ List

This information is also available at:

<https://www.peterson tuners.com/products/stroboClipHD/presets>

EQU Standard tuning temperament - no Sweetening.

Guitar & Bass

GTR Designed for use with electric guitars tuned to standard EADGBE. Strings are adjusted to allow for deflection by varying amounts according to the gauge of the string in each case. This improves and helps counter the often problematic "unwound 3rd string" problem on short scale electric guitars.

ACU Designed for use with acoustic guitars tuned to standard EADGBE. Strings are adjusted to allow for deflection by varying amounts according to the gauge of the string in each case.

DAD Peterson Sweetened tuning for acoustic guitar in modal DADGAD tuning with optimized fifths.

12S Peterson Sweetened tuning for 12 string guitars with regard to the string courses.

7ST Peterson Sweetened tuning for seven string guitars.

BAS Designed for use with basses tuned to standard EADG. Strings are adjusted to allow for deflection by varying amounts according to the gauge of the string in each case.

GTn Displays string numbers instead of note names for 6 & 7 string guitars (7654321 instead of BEADGBE).

B5n Displays string numbers instead of note names for 4 and 5 & 6 string bass guitars (543210 instead of BEADGC).

BRT Peterson Sweetened tuning for baritone guitars.

Bluegrass

bJO Counters the typical sharp B string which is encountered when tuning a 5-string banjo.

TBO Compensates for string deflection taking into account the different scale length and lower pitched tuning for 4 string tenor banjo.

MAN Developed for the mandolin, mandola and mandocello. Results in perfectly tuned and voiced unison string pairs.

dbH Peterson Half-Sweetened tuning for Dobro.* Major thirds in all three tunings are lowered slightly from Equal temperament, but not entirely beatless.

dbO Peterson Sweetened tuning for Dobro.* Compensates by making the thirds pure.

FDL Perfect 5th intervals for 4 and 5 string fiddle.

(*Dobro is a registered trademark of Gibson.)

Buzz Feiten Tuning System**

BFE Tuning and intonation offsets for electric guitars equipped with the Buzz Feiten Tuning System.**

BFB Tuning and intonation offsets for electric bass guitars equipped with the Buzz Feiten Tuning System.**

BFA Tuning offsets for acoustic guitars equipped with the Buzz Feiten Tuning System.**

BF12 Tuning offsets for 12 string guitars equipped with the Buzz Feiten Tuning System.**

BF7 Tuning and intonation offsets for 7-String electric guitars equipped with the Buzz Feiten Tuning System.**

(**Buzz Feiten Tuning System is a registered trademark of Buzz Feiten Design.)

Miscellaneous Stringed Instruments

LUT Lute & Viols (17 tone 1/6th Comma Meantone with all enharmonic notes).

UKE Designed for use with Concert type ukulele. Allows for the typical string deflection and takes scale length and intervals into account.

Lap Steel

LA6 A6 settings for lap steel guitar.

LC6 C6 settings for lap steel guitar.

For a [full](#) list of Sweetener Presets included in your StroboClip HD, please visit:



<https://www.peterson tuners.com/products/stroboClipHD/presets>

WARNING

- **INGESTION HAZARD:** This product contains a button cell or coin battery.
- **DEATH** or serious injury can occur if ingested.
- A swallowed button cell or coin battery can cause **Internal Chemical Burns** in as little as **2 hours**.
- **KEEP** new and unused batteries **OUT OF REACH OF CHILDREN**.
- **Seek immediate medical attention** if a battery is suspected to be swallowed or inserted inside any part of the body.



- Remove and immediately recycle or dispose of used batteries according to local regulations and keep away from children. Do NOT dispose of batteries in household trash or incinerate.
- Even used batteries may cause severe injury or death.
- Call a local poison control center for treatment information.
- Compatible battery type: CR2032
- Nominal battery voltage: 3.0v
- Non-rechargeable batteries are not to be recharged.
- Do not force discharge, recharge, disassemble, heat above 125 °F or incinerate. Doing so may result in injury due to venting, leakage or explosion resulting in chemical burns.
- Ensure the batteries are installed correctly according to polarity (+ and -).
- Do not mix old and new batteries, different brands or types of batteries, such as alkaline, carbon-zinc, or rechargeable batteries.
- Remove and immediately recycle or dispose of batteries from equipment not used for an extended period of time according to local regulations.
- Always completely secure the battery compartment. If the battery compartment does not close securely, stop using the product, remove the batteries, and keep them away from children.

StroboClip HD User Manual Ver 3.1 EN

peterson
ELECTRO-MUSICAL PRODUCTS INC.

Exclusive Peterson Virtual Strobe Technology™
Real-Time Operation
Accuracy: 0.1 cent
Concert Pitch Range: 390-490Hz
Tuning Range: C0 to B6
Temperaments/Sweeteners™: 50 presets
Weight: 1.6 Oz (45g)
Power: CR2032 Battery (installed) 3V Nominal

Warranty

We warrant this product to be free of defects in materials or workmanship for a period of two years after delivery to the original purchaser. Our obligation under this warranty is limited to the replacement or repair of any part or parts which prove upon our examination to be defective.

This warranty does not apply to damage resulting from transportation, misuse, abuse, or alteration. The complete unit must be returned to our factory, transportation charges prepaid. In order to speed the return of the unit to you, it is recommended that for all repairs, other than those required as a result of shipping damage, you deal directly with our factory. In case of damage in shipment, a claim should be filed with the carrier. Be sure to include a brief description of the difficulty you are experiencing and your return address. The above warranty is contingent upon registration within 10 days of the date of receipt of the product by the original purchaser. The warranty conveys specific legal rights to the purchaser, other rights vary from state to state and internationally.

Register on-line at: www.peterson tuners.com/register

Request help at: www.peterson tuners.com/support

Peterson Electro-Musical Products, Inc.
11601 S. Mayfield Ave. Alsip, IL 60803 USA 708.388.3311

© 2024 Peterson Electro-Musical Products, Inc. All rights reserved. "StroboClip", "Virtual Strobe", "Sweetener" and the linear & concentric strobe patterns are trademarks of: Peterson Electro-Musical Products, Inc.- U.S. Patent # 6,580,024